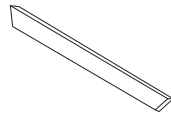


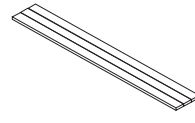
1. 1x



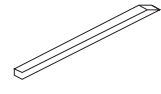
2. 4x



3. 2x



4. 2x



5. 2x



A. 24x



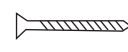
B. 24x



C. 24x

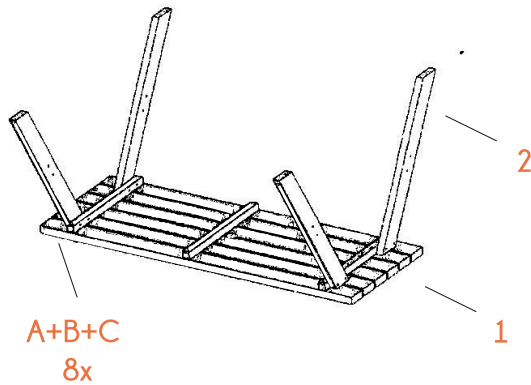


D. 8x

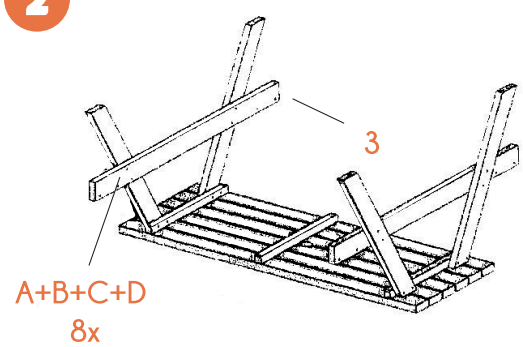


E. 4x

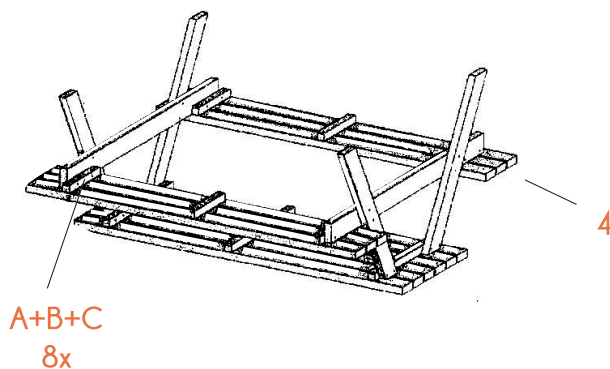
1



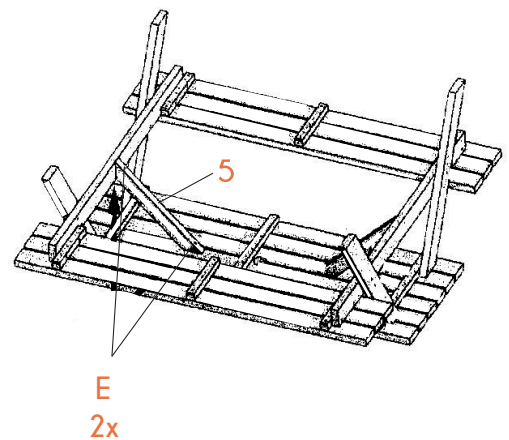
2



3



4



#### Care instructions

- Tighten the screws at the end of the construction and check them regularly afterwards
- Do not use power screw drivers as they might cause splitting
- Only use special cleanser or impregnate oil to clean wooden products and water and soap for aluminium and steel products
- Use soft brushes when cleaning to avoid scratching the surface
- Protect your furniture/products with a cover when you are not using it